



ਸਨਾਤਨ ਧਰਮ ਕੰਨਿਆਂ ਮਹਾਂਵਿਦਿਆਲਾ ਮਾਨਸਾ-151505 (ਪੰਜਾਬ)  
**S.D. KANYA MAHAVIDYALA, MANSa-151505 (PB.)**

(Affiliated to Punjabi University, Patiala)  
An Education Crusading Women's Education Since 1970

Ref. No. *SDKMV/* \_\_\_\_\_

Dated: \_\_\_\_\_

**Feedback Analysis Report**  
(2022-23)

The feedback is taken once a year from the students of both UG and PG classes, teachers and alumni. Feedback is obtained in structured manner through proformas developed for the purpose. The feedback obtained is kept confidential used only for the purpose of quality enhancement of the college.

The collected data is consolidated and analysed for reaching out to the conclusions and the suggestions are also considered. The tables are prepared and percentage scores are calculated. The analysis and suggestions are shared with the meeting of college academic council.

In-depth analysis of the feedback gives insights into the problem areas and the solutions from various stakeholders are evaluated and examined carefully. After thorough deliberations the course of action to be taken is decided.



  
Principal,  
S.D. Kanya Mahavidyala,  
Mansa - 151505

**Analysis of Feedback from stakeholders**  
**2022-23**

**Feedback from Students**  
**(Under Graduate)**

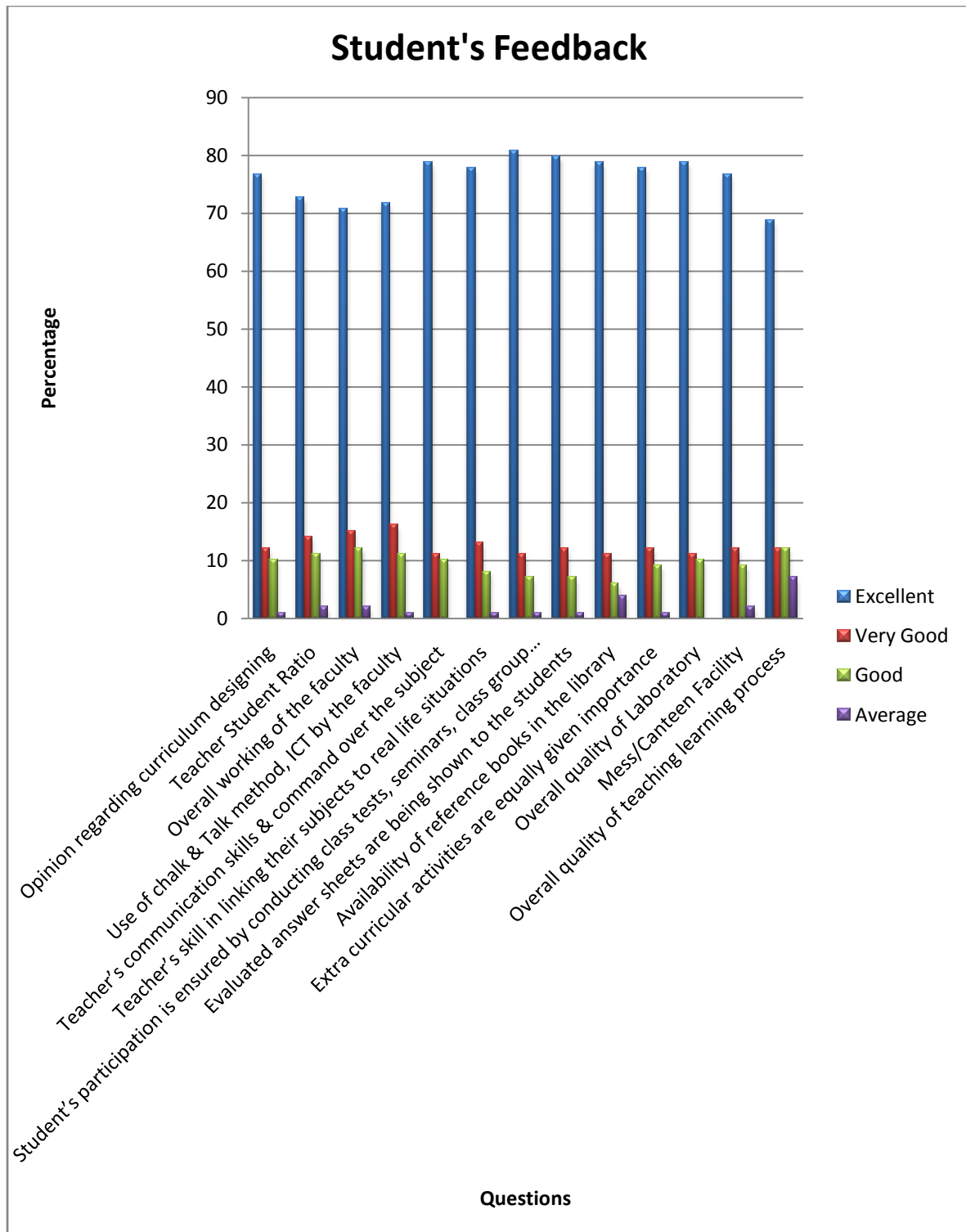
There are 04 under graduates courses running in the college and the Academic Council decided to choose 20 percent students from each class of each course to take feedback. The sample size for the feedback turned out to be 99. The data were collected with the help of a structured questionnaire. Responses are given below:

	<b>Questions</b>	<b>Rating</b>			
		<b>Excellent</b>	<b>Very Good</b>	<b>Good</b>	<b>Average</b>
1.	Opinion regarding curriculum designing	76	12	10	1
2.	Teacher Student Ratio	72	14	11	2
3.	Overall working of the faculty	70	15	12	2
4.	Use of chalk & talk method ICT by the faculty	71	16	11	1
5.	Teacher's communication skills & command over the subject	78	11	10	0
6.	Teacher's skill in linking their subjects to real life situations	77	13	8	1
7.	Students' participation is ensured by conducting class tests, seminars, group discussions and quizzes etc.	80	11	7	1
8.	Evaluated answer sheets are shown to the students to ensure improvement in future	79	12	7	1
9.	Availability of reference books in the library	78	11	6	4
10.	Extra- curricular activities are equally given importance	77	12	9	1
11.	Overall Quality of Laboratory	78	11	10	
12.	Mess / Canteen facilities	76	12	9	2
13.	Overall quality of teaching- learning process	68	12	12	7
14.	Any Suggestions				

The responses (%) received from the respondents are presented in the following table:

Questions	Rating			
	Excellent %	Very Good %	Good %	Average %
1 Opinion regarding curriculum designing	77	12	10	1
2 Teacher Student Ratio	73	14	11	2
3 Overall working of the faculty	71	15	12	2
4 Use of chalk & Talk method, ICT by the faculty	72	16	11	1
5 Teacher's communication skills & command over the subject	79	11	10	0
6 Teacher's skill in linking their subjects to real life situations	78	13	8	1
7 Student's participation is ensured by conducting class tests, seminars, class group discussions and quiz etc.	81	11	7	1
8 Evaluated answer sheets are being shown to the students	80	12	7	1
9 Availability of reference books in the library	79	11	6	4
10 Extra curricular activities are equally given importance	78	12	9	1
11 Overall quality of Laboratory	79	11	10	0
12 Mess/Canteen Facility	77	12	9	2
13 Overall quality of teaching learning process	69	12	12	7

The graphical presentation of responses (%) received from the respondents is given below:



## Interpretation

- 77% students opined that **curriculum designing** is excellent.
- 73% students are fully satisfied with the **teacher student Ratio**.
- 71% students are fully satisfied with the **overall working of the faculty**.
- 72% students strongly agreed that faculty uses **chalk & talk method and ICT**.
- 79% students strongly agreed with **teacher's communication skills & command over the subject**.
- 78% students appreciated the **teacher's skill in linking their subjects to real life situations**.
- 81% students believe that their **participation is ensured by conducting class tests, seminars, class group discussions and quiz etc. by faculty**.
- 80% students strongly agreed that the **evaluated answer sheets are being shown to them**.
- 79% students strongly agreed that **reference books are available in the library**.
- 78% students appreciated that **extra curricular activities are equally given importance**.
- 79% students are fully satisfied with the **overall quality of Laboratory**.
- 77% students are fully satisfied with **mess/canteen Facility**.
- 69% students are fully satisfied with **overall quality of teaching learning process**.

### **(Post Graduate)**

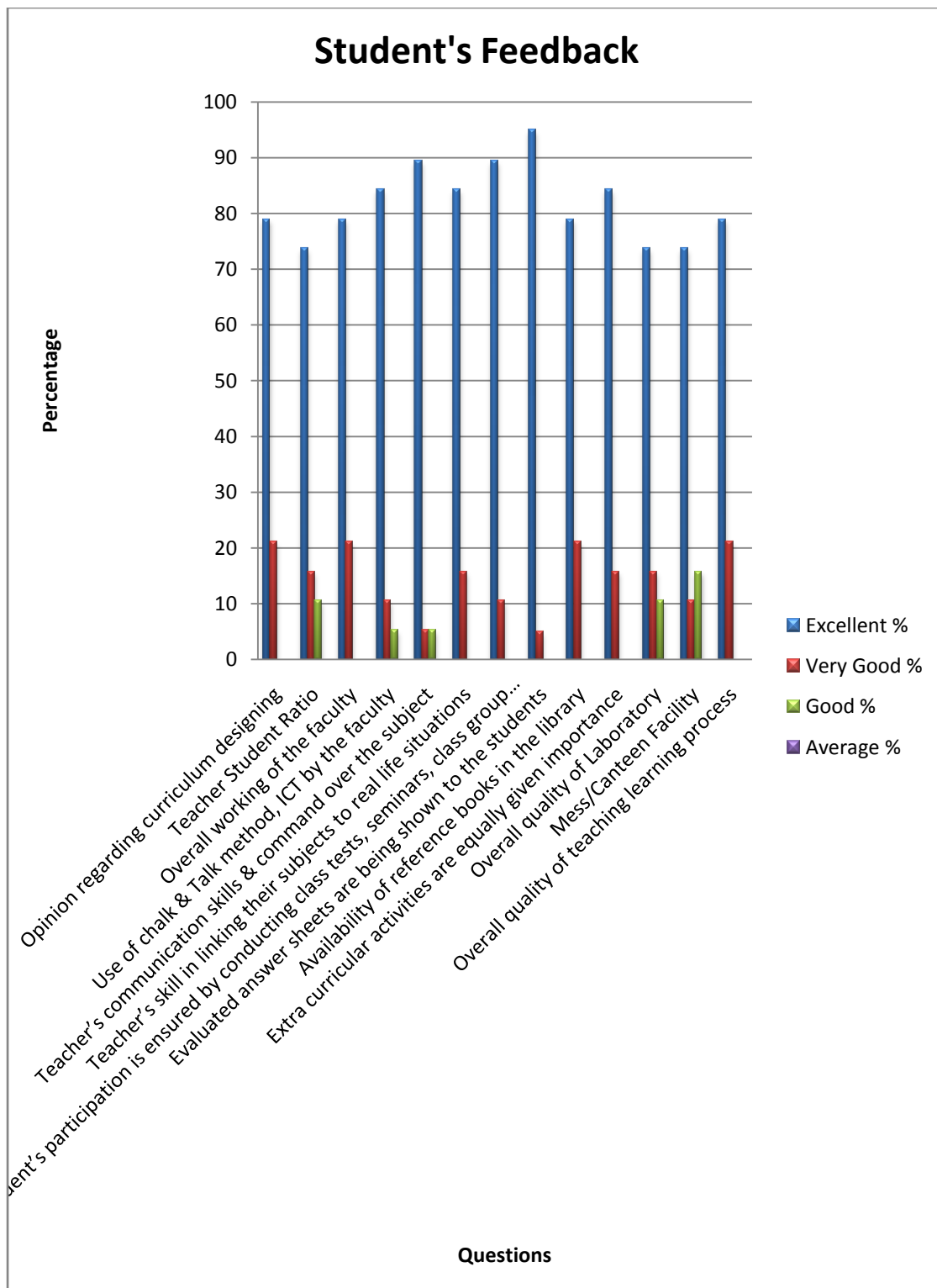
There are 04 post graduates courses running in the college and the Academic Council decided to choose 70 percent students from each class of each course to take feedback. The sample size for the feedback turned out to be 19. The data were collected with the help of a structured questionnaire. Responses are given below:

<b>Questions</b>	<b>Rating</b>			
	<b>Excellent</b>	<b>Very Good</b>	<b>Good</b>	<b>Average</b>
<b>1.</b> Opinion regarding curriculum designing	<b>15</b>	<b>4</b>	<b>0</b>	<b>0</b>
<b>2.</b> Teacher Student Ratio	<b>14</b>	<b>3</b>	<b>2</b>	<b>0</b>
<b>3.</b> Overall working of the faculty	<b>15</b>	<b>4</b>	<b>0</b>	<b>0</b>
<b>4.</b> Use of chalk & talk method ICT by the faculty	<b>16</b>	<b>2</b>	<b>1</b>	<b>0</b>
<b>5.</b> Teacher's communication skills & command over the subject	<b>17</b>	<b>1</b>	<b>1</b>	<b>0</b>
<b>6.</b> Teacher's skill in linking their subjects to real life situations	<b>16</b>	<b>3</b>	<b>0</b>	<b>0</b>
<b>7.</b> Students' participation is ensured by conducting class tests, seminars, group discussions and quizzes etc.	<b>17</b>	<b>2</b>	<b>0</b>	<b>0</b>
<b>8.</b> Evaluated answer sheets are shown to the students to ensure improvement in future	<b>18</b>	<b>1</b>	<b>0</b>	<b>0</b>
<b>9.</b> Availability of reference books in the library	<b>15</b>	<b>4</b>	<b>0</b>	<b>0</b>
<b>10.</b> Extra- curricular activities are equally given importance	<b>16</b>	<b>3</b>	<b>0</b>	<b>0</b>
<b>11.</b> Overall Quality of Laboratory	<b>14</b>	<b>3</b>	<b>2</b>	<b>0</b>
<b>12.</b> Mess / Canteen facilities	<b>14</b>	<b>2</b>	<b>3</b>	<b>0</b>
<b>13.</b> Overall quality of teaching- learning process	<b>15</b>	<b>4</b>	<b>0</b>	<b>0</b>
<b>14.</b> Any Suggestions				

The responses received from the respondents are presented in the following table:

Questions	Rating			
	Excellent %	Very Good %	Good %	Average %
Opinion regarding curriculum designing	79	21	0	0
Teacher Student Ratio	74	16	11	0
Overall working of the faculty	79	21	0	0
Use of chalk & Talk method, ICT by the faculty	84	11	5	0
Teacher's communication skills & command over the subject	89	5	5	0
Teacher's skill in linking their subjects to real life situations	84	16	0	0
Student's participation is ensured by conducting class tests, seminars, class group discussions and quiz etc.	89	11	0	0
Evaluated answer sheets are being shown to the students	95	5	0	0
Availability of reference books in the library	79	21	0	0
Extra curricular activities are equally given importance	84	16	0	0
Overall quality of Laboratory	74	16	11	0
Mess/Canteen Facility	74	11	16	0
Overall quality of teaching learning process	79	21	0	0

The graphical presentation of responses (%) received from the respondents is given below:





## Interpretation

- 79% students opined that **curriculum designing** is excellent.
- 74% students are fully satisfied with the **teacher student Ratio**.
- 79% students are fully satisfied with the **overall working of the faculty**.
- 84% students strongly agreed that faculty uses **chalk & talk method and ICT**.
- 89% students strongly agreed with **teacher's communication skills & command over the subject**.
- 84% students appreciated the **teacher's skill in linking their subjects to real life situations**.
- 89% students believe that their **participation is ensured by conducting class tests, seminars, class group discussions and quiz etc. by faculty**.
- 95% students strongly agreed that the **evaluated answer sheets are being shown to them**.
- 79% students strongly agreed that **reference books are available in the library**.
- 84% students appreciated that **extra curricular activities are equally given importance**.
- 74% students are fully satisfied with the **overall quality of Laboratory**.
- 74% students are fully satisfied with **mess/canteen Facility**.
- 79% students are fully satisfied with **overall quality of teaching learning process**.

## Teacher's Feedback (2022-23) (N=25)

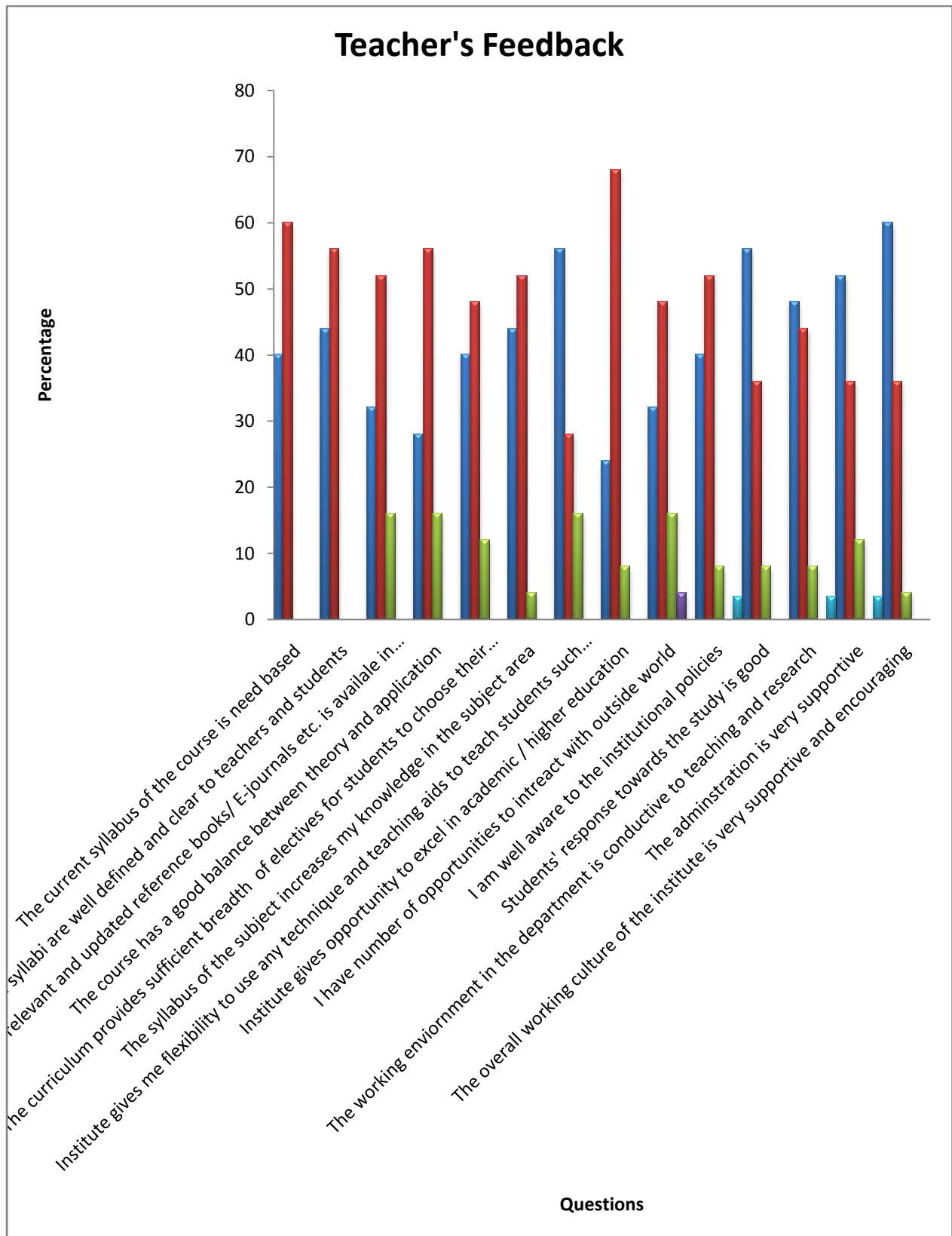
The responses received from the respondents are presented in the following table:

	Questions	Strongly Agree	Agree	Neutral	Disagree	Strongly Disagree
1	The current syllabus of the course is need based	10	15	0	0	0
2	Course objective of the syllabi are well defined and clear to teachers and students	11	14	0	0	0
3	Sufficient number of relevant and updated reference books/ E-journals etc. is available in the library	8	13	4	0	0
4	The course has a good balance between theory and application	7	14	4	0	0
5	The curriculum provides sufficient breadth of electives for students to choose their specialization	10	12	3	0	0
6	The syllabus of the subject increases my knowledge in the subject area	11	13	1	0	0
7	Institute gives me flexibility to use any technique and teaching aids to teach students such as PPTs, Group Discussion, participation etc.	14	7	4	0	0
8	Institute gives opportunity to excel in academic / higher education	6	17	2	0	0
9	I have number of opportunities to interact with outside world	8	12	4	1	0
10	I am well aware to the institutional policies	10	13	2	0	0
11	Students' response towards the study is good	14	9	2	0	0
12	The working environment in the department is conducive to teaching and research	12	11	2	0	0
13	The administration is very supportive	13	9	3	0	0
14	The overall working culture of the institute is very supportive and encouraging	15	9	1	0	0
15.	Any Suggestions?					

The responses (%) received from the respondents are presented in the following table:

	Questions	Strongly Agree %	Agree %	Neutral %	Disagree %	Strongly Disagree %
1	The current syllabus of the course is need based	40	60	0	0	0
2	Course objective of the syllabi are well defined and clear to teachers and students	44	56	0	0	0
3	Sufficient number of relevant and updated reference books/ E-journals etc. is available in the library	32	52	16	0	0
4	The course has a good balance between theory and application	28	56	16	0	0
5	The curriculum provides sufficient breadth of electives for students to choose their specialization	40	48	12	0	0
6	The syllabus of the subject increases my knowledge in the subject area	44	52	4	0	0
7	Institute gives me flexibility to use any technique and teaching aids to teach students such as PPTs, Group Discussion, participation etc.	56	28	16	0	0
8	Institute gives opportunity to excel in academic / higher education	24	68	8	0	0
9	I have number of opportunities to interact with outside world	32	48	16	4	0
10	I am well aware to the institutional policies	40	52	8	0	3
11	Students' response towards the study is good	56	36	8	0	0
12	The working environment in the department is conducive to teaching and research	48	44	8	0	0
13	The administration is very supportive	52	36	12	0	0
14	The overall working culture of the institute is very supportive and encouraging	60	36	4	0	0

The graphical presentation of responses (%) received from the respondents is given below:



## **Interpretation**

- **100% teachers agreed that the current syllabus of the course is need based.**
- **100% teachers are agreed that the Course objective of the syllabi are well defined and clear to teachers and students**
- **84% teachers agreed that there are sufficient number of relevant and updated reference books/ E-journals etc. is available in the library**
- **84% teachers agreed that the course has a good balance between theory and application**
- **88% teachers agreed that the curriculum provides sufficient breadth of electives for students to choose their specialization**
- **96% teachers agreed that the syllabus of the subject increases their knowledge in the subject area**
- **84% teachers agreed that the Institute gives them flexibility to use any technique and teaching aids to teach students such as PPTs, Group Discussion, participation etc.**
- **92% teachers agreed that the Institute gives them opportunity to excel in academic / higher education**
- **80% teachers agreed that they have number of opportunities to interact with outside world**
- **92% teachers agreed that they are well aware to the institutional policies**
- **92% teachers agreed that Students' response towards the study is good**
- **92% teachers agreed that the working environment in the department is conducive to teaching and research**
- **88% teachers agreed that the administration is very supportive**
- **96% teachers agreed that the overall working culture of the institute is very supportive and encouraging**

## Analysis of Alumni Feedback Form (N=55)

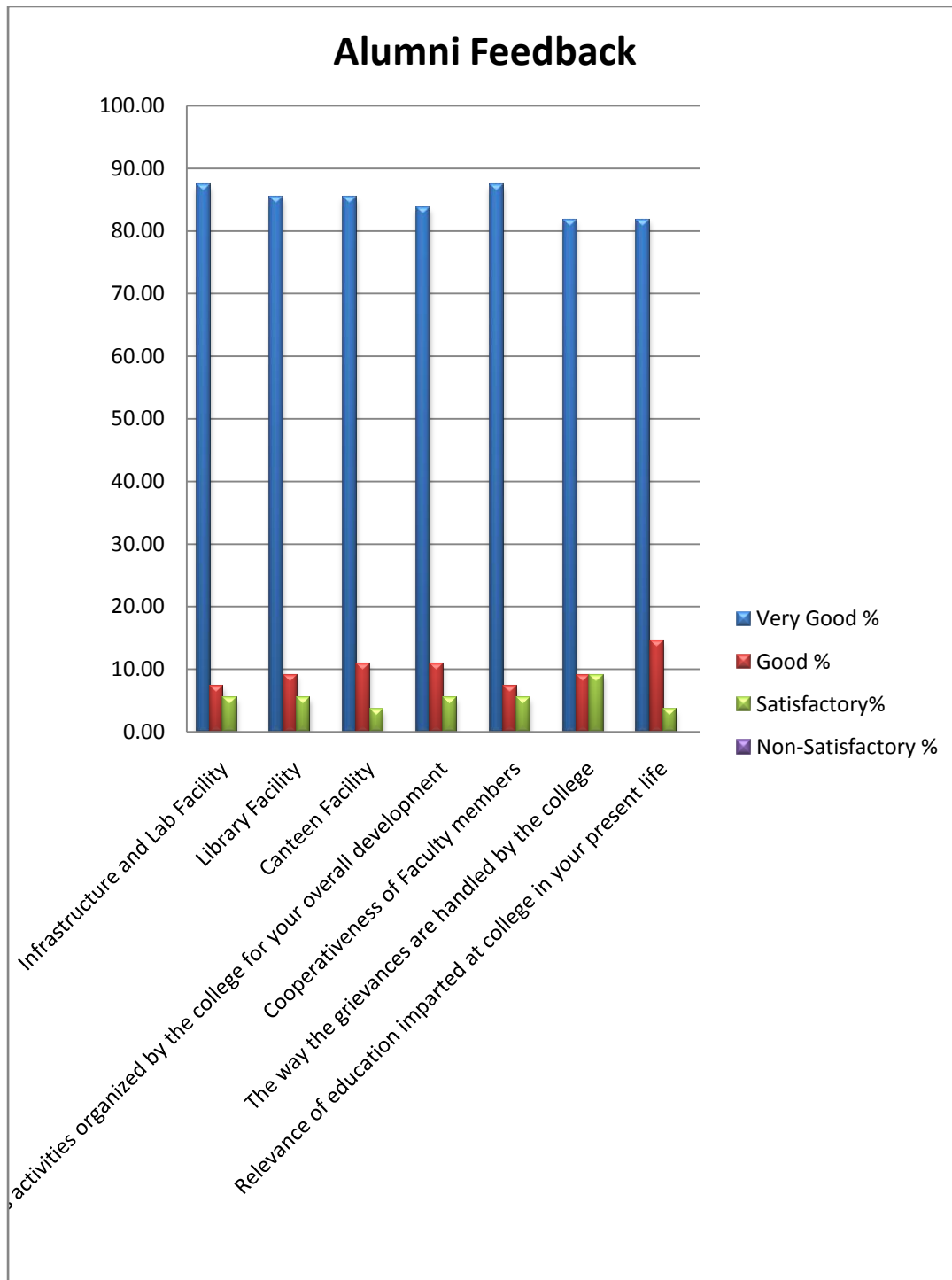
The responses received from the respondents are presented in the following table:

<b>Questions</b>	<b>Rating</b>			
	<b>Very Good</b>	<b>Good</b>	<b>Satisfactory</b>	<b>Non-Satisfactory</b>
<b>Infrastructure and Lab Facility</b>	<b>48</b>	<b>4</b>	<b>3</b>	<b>0</b>
<b>Library Facility</b>	<b>47</b>	<b>5</b>	<b>3</b>	<b>0</b>
<b>Canteen Facility</b>	<b>47</b>	<b>6</b>	<b>2</b>	<b>0</b>
<b>Various activities organized by the college for your overall development</b>	<b>46</b>	<b>6</b>	<b>3</b>	<b>0</b>
<b>Cooperativeness of Faculty members</b>	<b>48</b>	<b>4</b>	<b>3</b>	<b>0</b>
<b>The way the grievances are handled by the college</b>	<b>45</b>	<b>5</b>	<b>5</b>	<b>0</b>
<b>Relevance of education imparted at college in your present life</b>	<b>45</b>	<b>8</b>	<b>2</b>	<b>0</b>
<b>Any Suggestions?</b>				

The responses (%) received from the respondents are presented in the following table:

Questions	Rating			
	Very Good (%)	Good (%)	Satisfactory (%)	Non- Satisfactory (%)
Infrastructure and Lab Facility	87.27	7.27	5.45	0.00
Library Facility	85.45	9.09	5.45	0.00
Canteen Facility	85.45	10.91	3.64	0.00
Various activities organized by the college for your overall development	83.64	10.91	5.45	0.00
Cooperativeness of Faculty members	87.27	7.27	5.45	0.00
The way the grievances are handled by the college	81.82	9.09	9.09	0.00
Relevance of education imparted at college in your present life	81.82	14.55	3.64	0.00

The graphical presentation of responses (%) received from the respondents is given below:





## **Interpretation:**

- 87.27% students are strongly agreed that **Infrastructure and Lab Facilities** are very good.
- 85.45% students are strongly agreed that **Library Facility** is very good.
- 85.45% students are strongly agreed that **Canteen Facility** is very good.
- 83.64% students fully satisfied with the **various activities organized by the college for their overall development.**
- 87.27% students fully satisfied with the **Cooperativeness of Faculty members.**
- 81.82% students fully satisfied with the **way the grievances are handled by the college.**
- 81.82% students are strongly agreed that **education imparted at college in their present life is very relevant.**